

-2016 8 A1- 3CD-01H95

D C ECIFICA I

F :

Excellent transiting heat from LED chip operating under 2000mA.

High luminous output.

No UV.

Encapsulated materials are environmentally certified and meet environmental requirements.

C :

GaN

E C :

White(W)/Warm White(S)

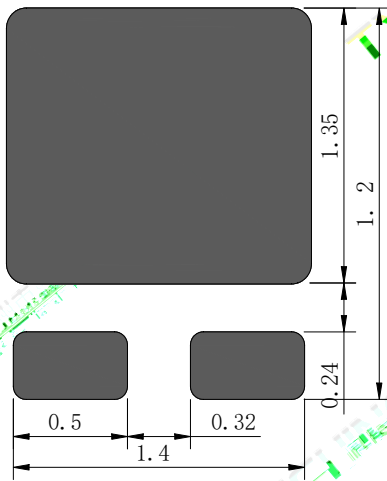
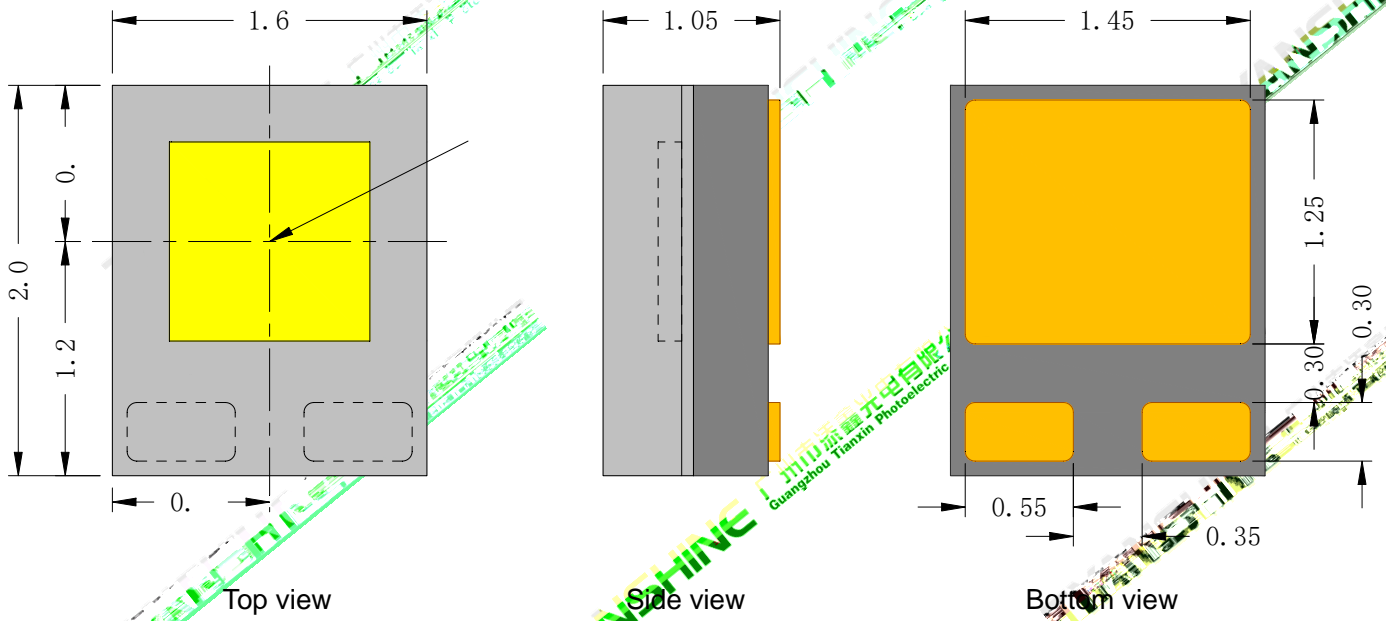
A :

Portable Flashlight

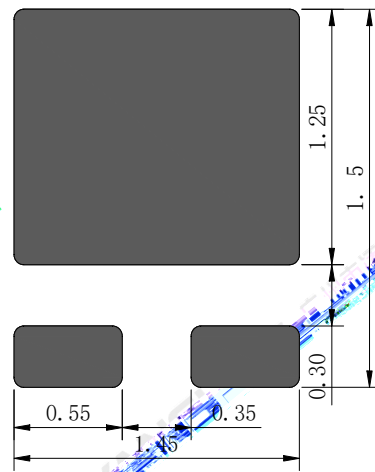
Garden lighting

General Lighting

D :



Recommended solder pad



Recommended stencil pattern

- 1.All dimensions are in millimeters .
- 2.Tolerances unless otherwise mentioned are $\pm 0.1\text{mm}$.

A ($\Phi=25$)

Forward Current	IF	2000	mA
Reverse Voltage	VR	5	V
Power Dissipation	PD	9.25	W
Junction Temperature	Tj	150	
Electrostatic Discharge Threshold (ESD)	ESD	ESD sensitive device	V
Storage Temperature	Tstg	-40~+70	
Operation Temperature	Topr	-30~+85	

:

- 1.Specifications are subject to change without notice.
- 2.The data on this specification is for reference only and the actual data is in accordance with the acknowledgment.
- 3.Precautions for ESD:
STATIC SHIELD Electricity and surge damages the LED. It is recommended to use a wrist band or anti-electrostatic glove when handling the LED. All devices, equipment and machinery must be properly grounded.


E C (=25 C IF=1.0A)

E
C

Luminous Flux

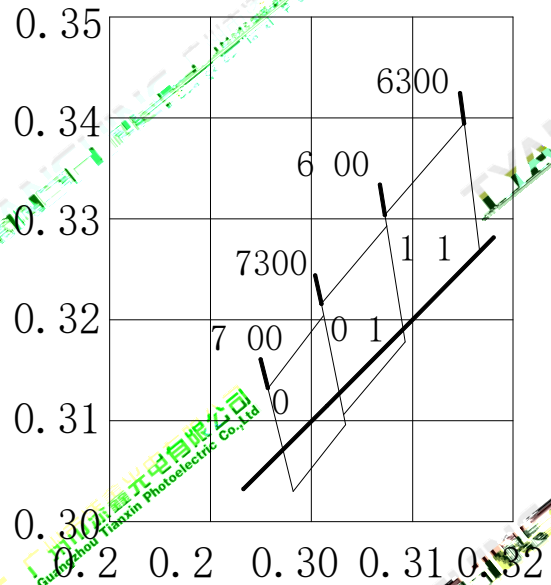
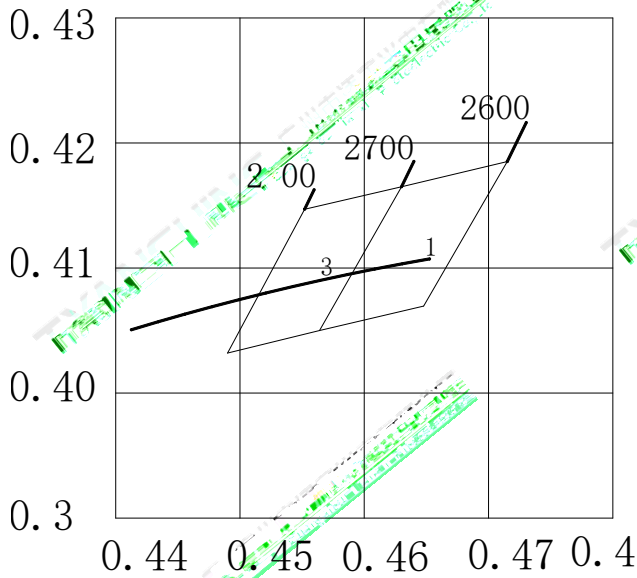
S(TypTC:27001

v



C

(IF=1.0A)



Region	CCT Range		X1	Y1	X2	Y2	X3	Y3	X4	Y4
	Min	Max								
8C1	2600K	2700K	0.4564	0.405	0.463	0.4165	0.4715	0.4185	0.4648	0.407
8A3	2700K	2800K	0.449	0.4032	0.4552	0.4147	0.463	0.4165	0.4564	0.405
1A1C	6300K	6800K	0.3091	0.3191	0.3073	0.3304	0.3152	0.3395	0.3167	0.3267
0D1A	6800K	7300K	0.3032	0.3106	0.301	0.3216	0.3075	0.3293	0.3093	0.3178
0A0D	7300K	7800K	0.2982	0.303	0.2957	0.3132	0.3012	0.3204	0.3034	0.3096

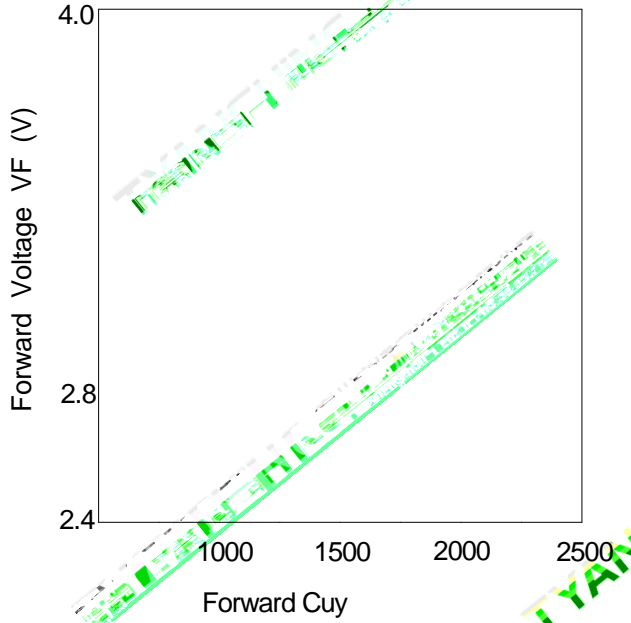
:

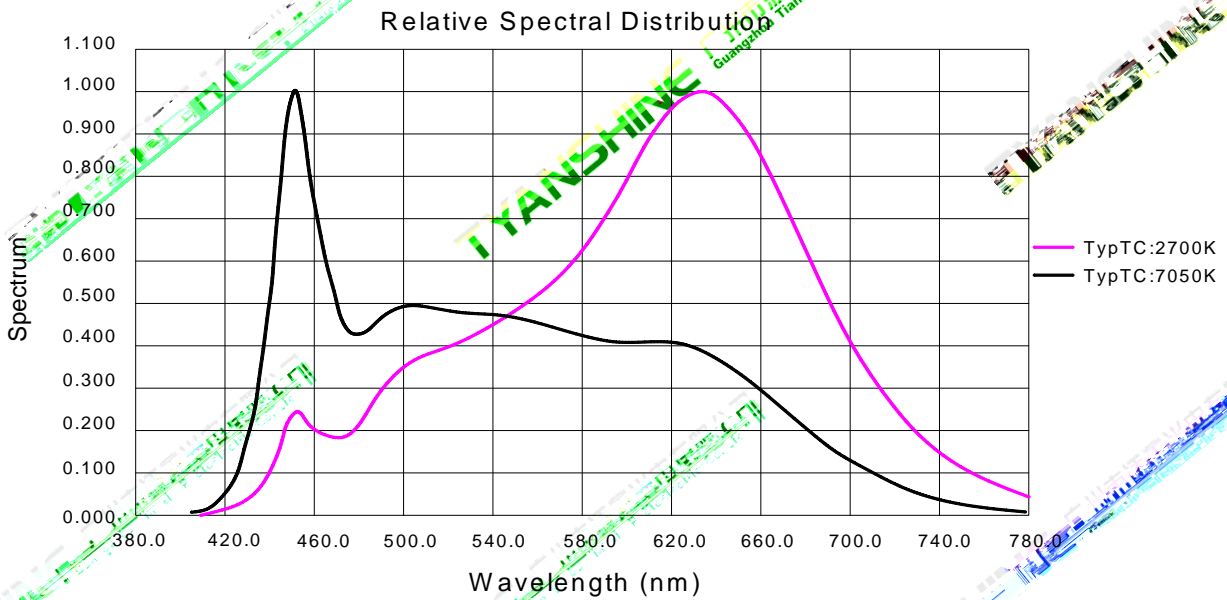
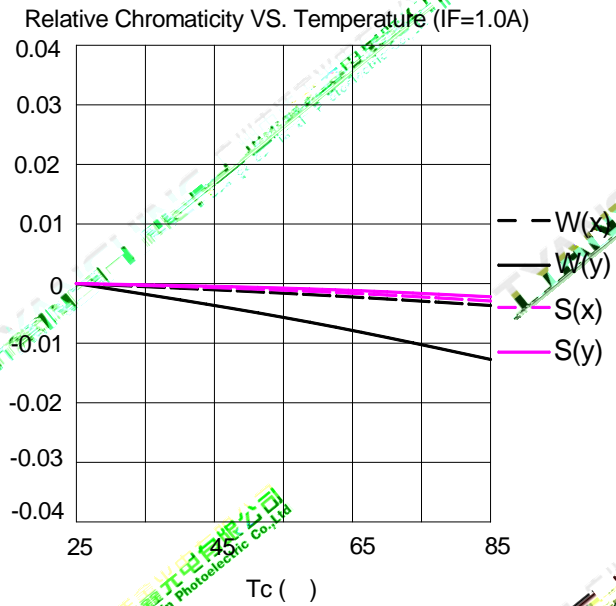
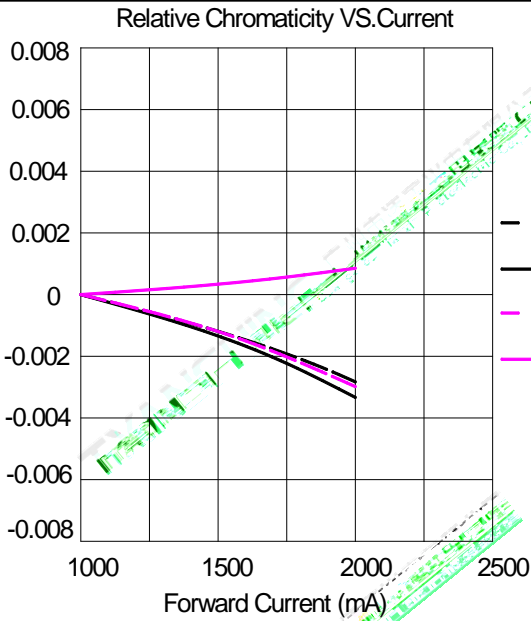
- 1.Luminous intensity is measured with a light sensor and filter combination that approximates the CIE eye-response curve.
2. $\frac{1}{2}$ is the off-axis angle at which the luminous intensity is half the axial luminous intensity.
- 3.Luminous flux measurement tolerance:±10%.
- 4.Forward voltage measurement tolerance:±0.3V.
- 5.Ra measurement tolerance:±2.

E I C C

(25 Ambient Temperature Unless Otherwise Noted)

Forward Current VS. Relative Forward Voltage





— White ; — Warm white ;

1. $2^{-1/2}$ is the off axis angle from lamp centerline where the luminous intensity is 1/2 of the peak value.
2. View angle tolerance is $\pm 5^\circ$.

E

C

Temperature: 5 ~ 30 (41 ~ 86)

Humidity: 60% RH Max.

C

Use the conditions shown to the under figure.

