

E  
H  
N  
E

LED

2200 A.

G N

L (L)

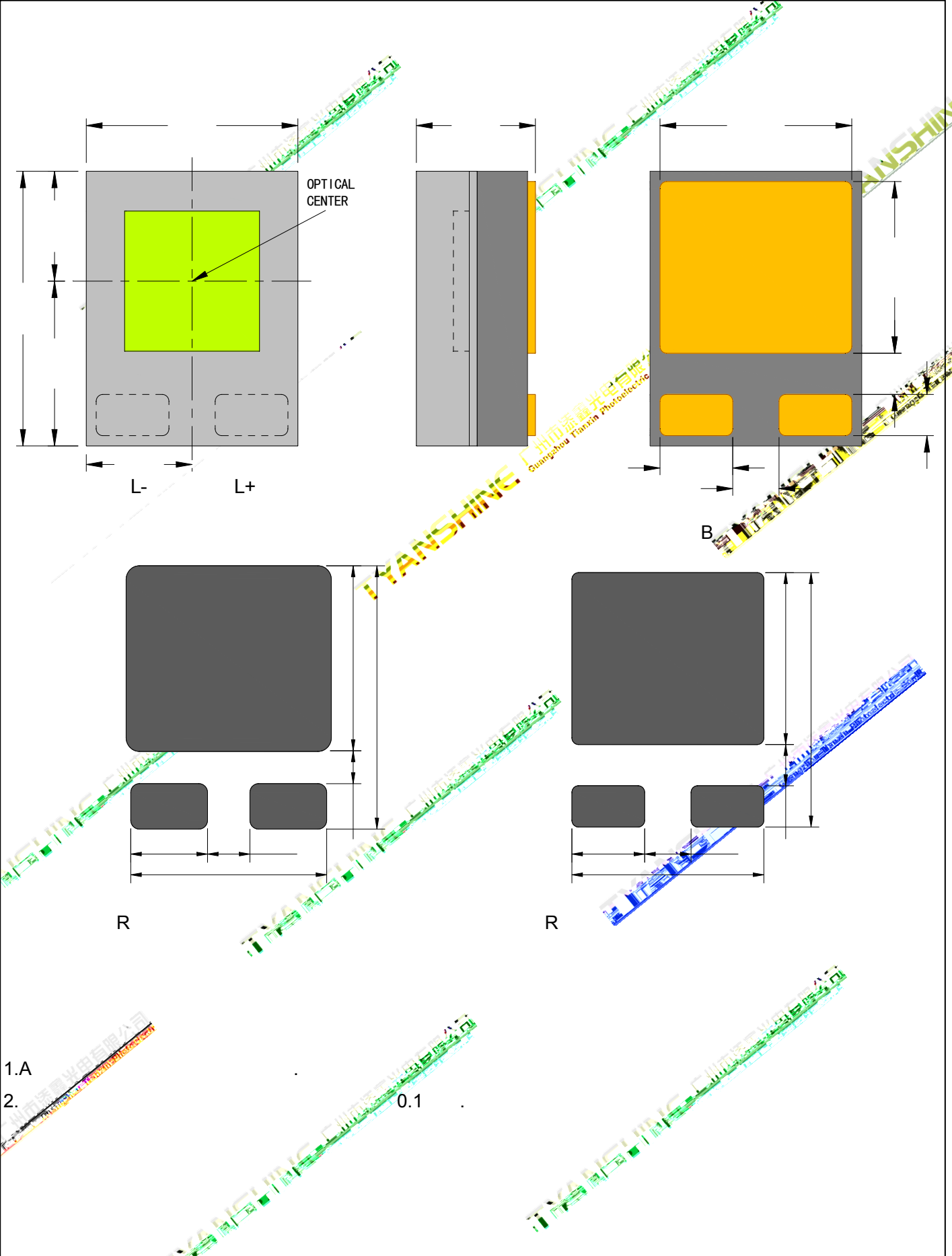
P F

G  
G

P N .	-2016L8 RA1-NP3DE-01	N .	KF-EP0009 P	1 8
-------	----------------------	-----	-------------	-----

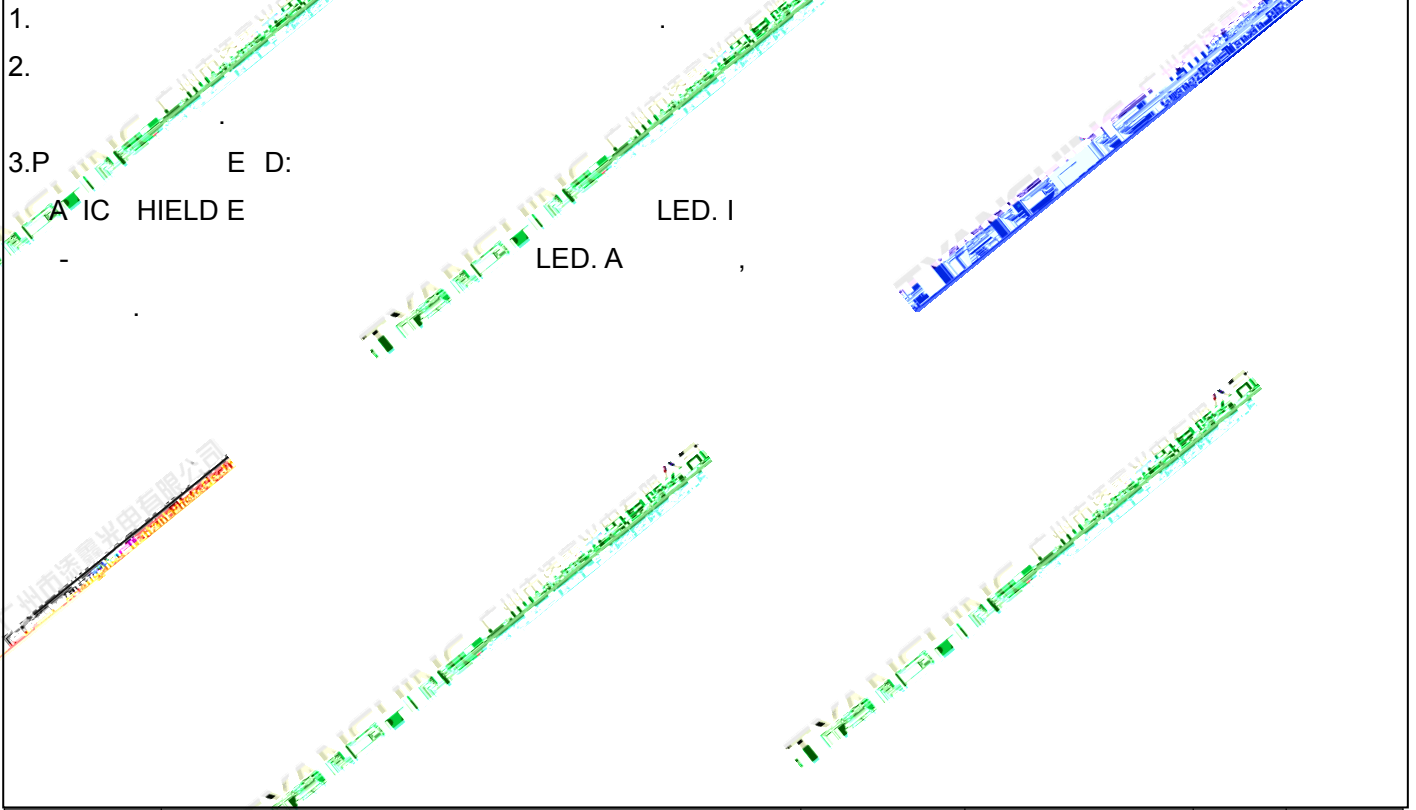
://

:1.0




P	N .	-2016L8 RA1-NP3DE-01	N .	KF-EP0009	P	2	8
---	-----	----------------------	-----	-----------	---	---	---

F C		IF	2200	A
R		R	5	
P D		P <sub>D</sub>	7.92	
J			150	
E	D (E D)	E D	E D	
			-40 +70	
O			-30 +85	

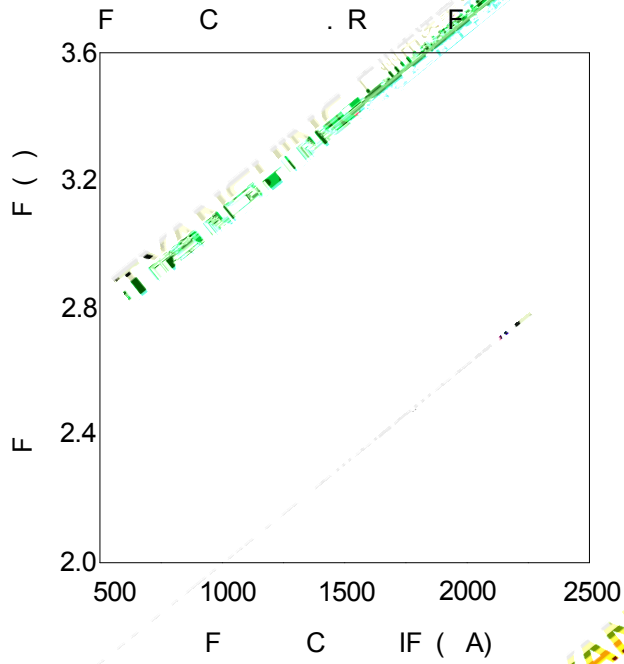


P N .	-2016L8 RA1-NP3DE-01	N .	KF-EP0009	P	3	8
-------	----------------------	-----	-----------	---	---	---

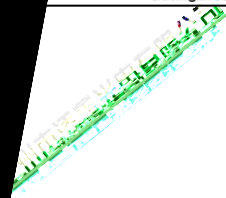


P	N .	-2016L8 RA1-NP3DE-01	N .	KF-EP0009	P	4	8
---	-----	----------------------	-----	-----------	---	---	---


(25 A O N )



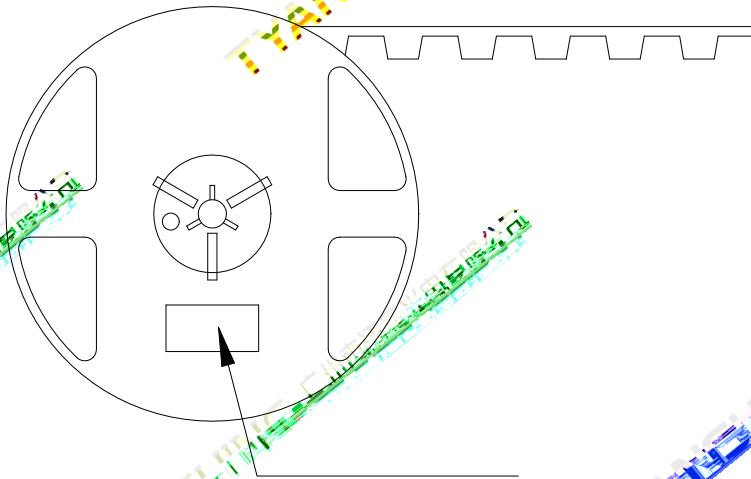
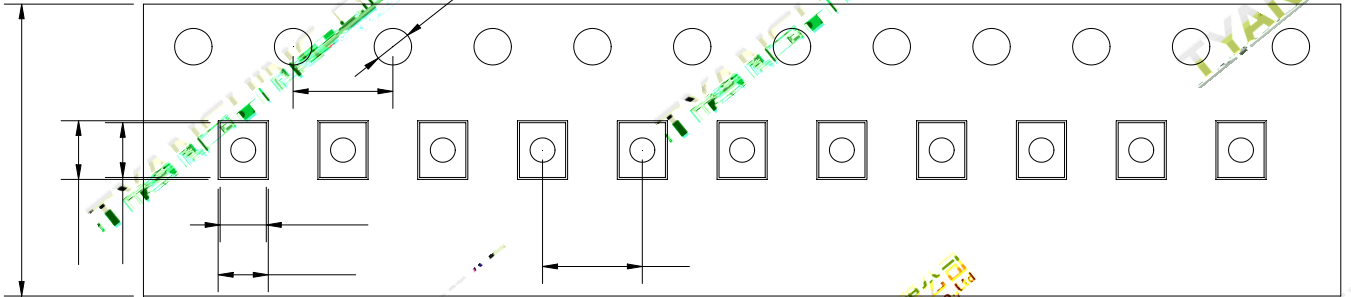
P N .	-2016L8 RA1-NP3DE-01	N .	KF-EP0009	P	5	8
-------	----------------------	-----	-----------	---	---	---



: 5 30 (41 86 )  
H : 60% RH M .



P N .	-2016L8 RA1-NP3DE-01	N .	KF-EP0009	P	7 8
-------	----------------------	-----	-----------	---	-----



1. A  
2. 2.0  
3. , A  
C

LED

LED

P	N .	-2016L8 RA1-NP3DE-01	N .	KF-EP0009	P	8	8
---	-----	----------------------	-----	-----------	---	---	---