

TX-1512SW11A-2860V36-10H80

PRODUCT SPECIFICATION

Features:

- ↵ Excellent transiting heat from LED chip operating under 400mA.
- ↵ Provide uniform cross distribution of positive white and warm white dual color scheme, mixed pure.
- ↵ High luminous output.
- ↵ No UV.
- ↵ Encapsulated materials are environmentally certified and meet environmental requirements.

Chip Material:

- ↵ GaInN

Emitting Color:

- ↵ White
- ↵ Warm white

Applications:

- ↵ Commercial lighting
- ↵ General Lighting

Part No.	TX-1512SW11A-2860V36-10H80	Spec No.	WKF-BF0334	Page	1 of 10
----------	----------------------------	----------	------------	------	---------

Absolute Maximum Ratings

Parameter	Symbol	Ratings	Unit
Forward Current	IF	400	mA
Reverse Voltage	VR	Not designed for reverse operation	V
Power Dissipation	PD	S	15
		W	15
		S+W	15
Junction Temperature	Tj	S	135
		W	135
Case Temperature (C)	Tc	85	"
Electrostatic Discharge Threshold (ESD)	ESD	2000	V
Storage Temperature	Tstg	-30~+100	"
Operation Temperature	Topr	-30~+80	

Notes:

- Specifications are subject to change without notice.
- The data on this specification is for reference only and the actual data is in accordance with the acknowledgment.
- Precautions for ESD:
 STATIC SHIELD Electricity and surge damages the LED. It is recommended to use a wrist band or anti-electrostatic glove when handling the LED. All devices, equipment and machinery must be properly grounded.

Electrical Optical Characteristics (Tc=25°C)

Parameter	Symbol	Condition	Emitting color	Min.	Typ.	Max.	Units
Luminous Flux	ϕ_v	If=350mA	S	—	1250	—	lm
			W	—	1500	—	
Forward Voltage	V_f		S	34	36	38	V
			W	34	36	38	
Correlated Colour Temperature	CCT		S	—	2800	—	K
			W	—	6000	—	
Viewing Angle at 50°IV	$2\theta_{1/2}$		S	—	115	—	Deg
			W	—	115	—	
Reverse Current	I_R		—	—	—	—	μA
Thermal Resistance Junction to Case	$R\theta_{J-C}$		If=350mA	S	—	1.04	—
		W		—	1.04	—	
Temperature Coefficient of Voltage	$V \Delta F/T$	S		—	-15	—	mV/ "
		W		—	-15	—	
Color Rendering Index	Ra	S		—	80	—	—
		W		—	80	—	

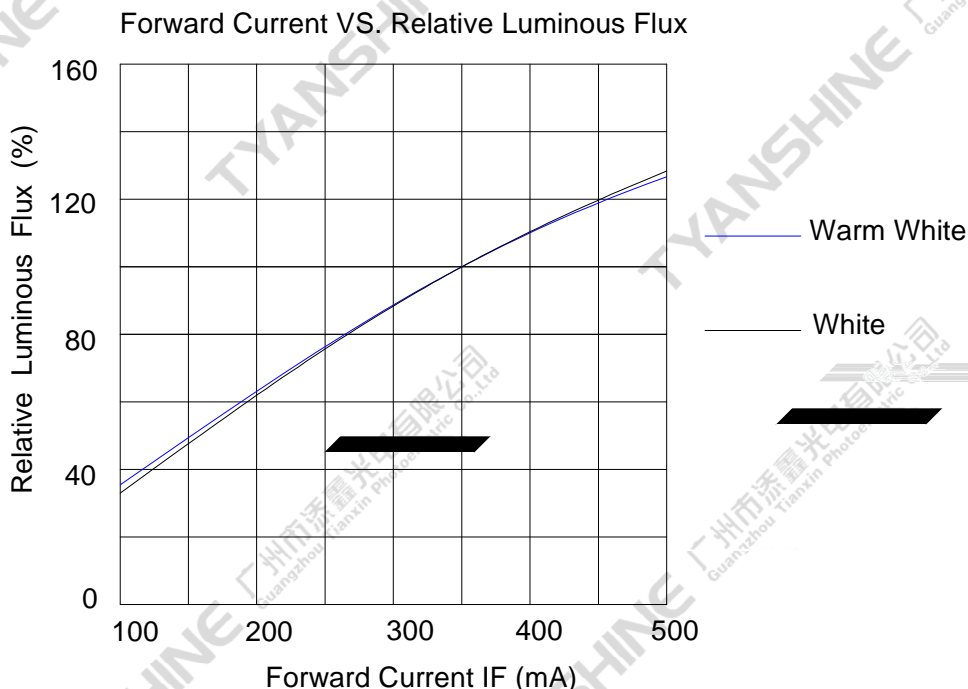
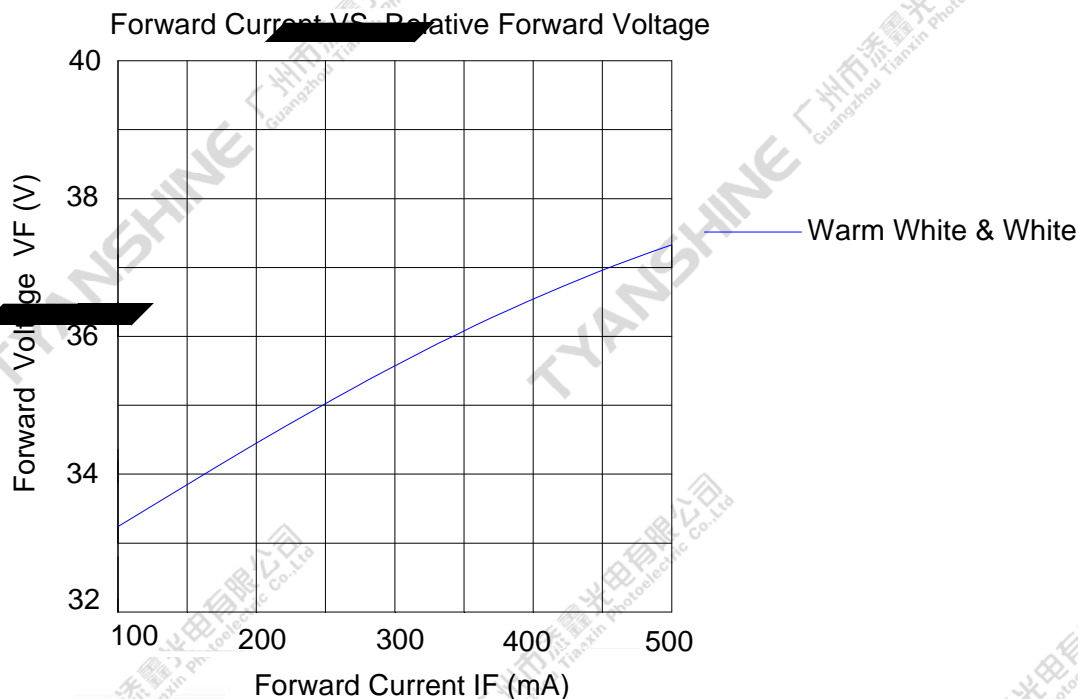
Notes:

- 1.Luminous intensity is measured with a light sensor and filter combination that approximates the CIE eye-response curve.
2. $\theta_{1/2}$ is the off-axis angle at which the luminous intensity is half the axial luminous intensity.
- 3.Luminous flux measurement tolerance:±15%.
- 4.Forward voltage measurement tolerance:±3%.
- 5.Ra measurement tolerance: ± 2.

Part No.	TX-1512SW11A-2860V36-10H80	Spec No.	WKF-BF0334	Page	4 of 10
----------	----------------------------	----------	------------	------	---------

Typical Electrical/Optical Characteristics Curves

(25 ° Ambient Temperature Unless Otherwise Noted)

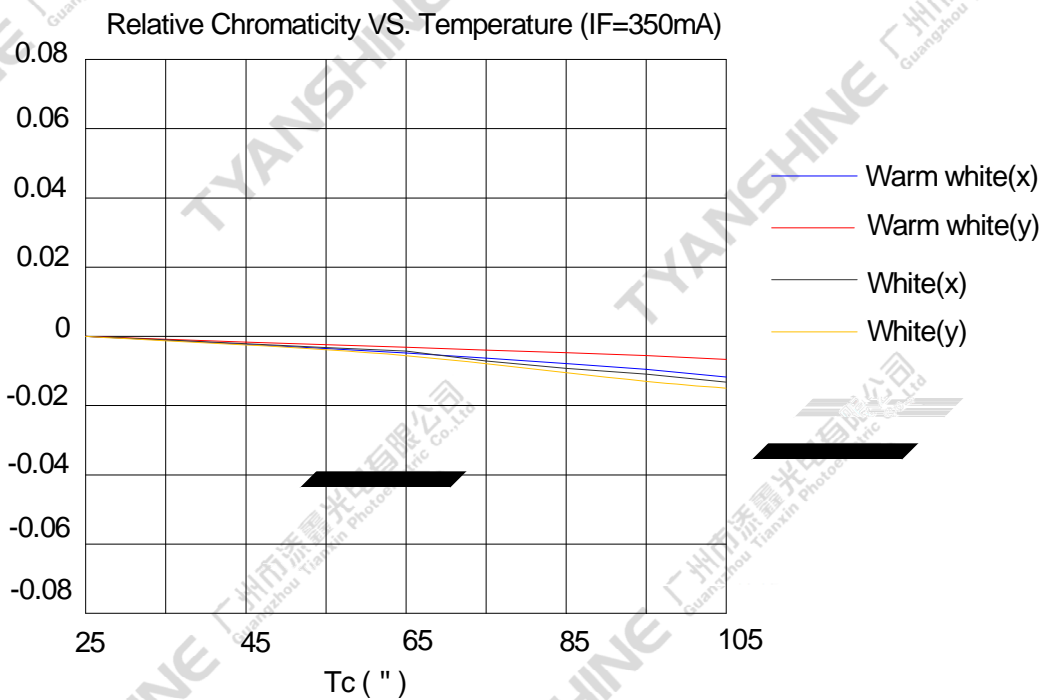
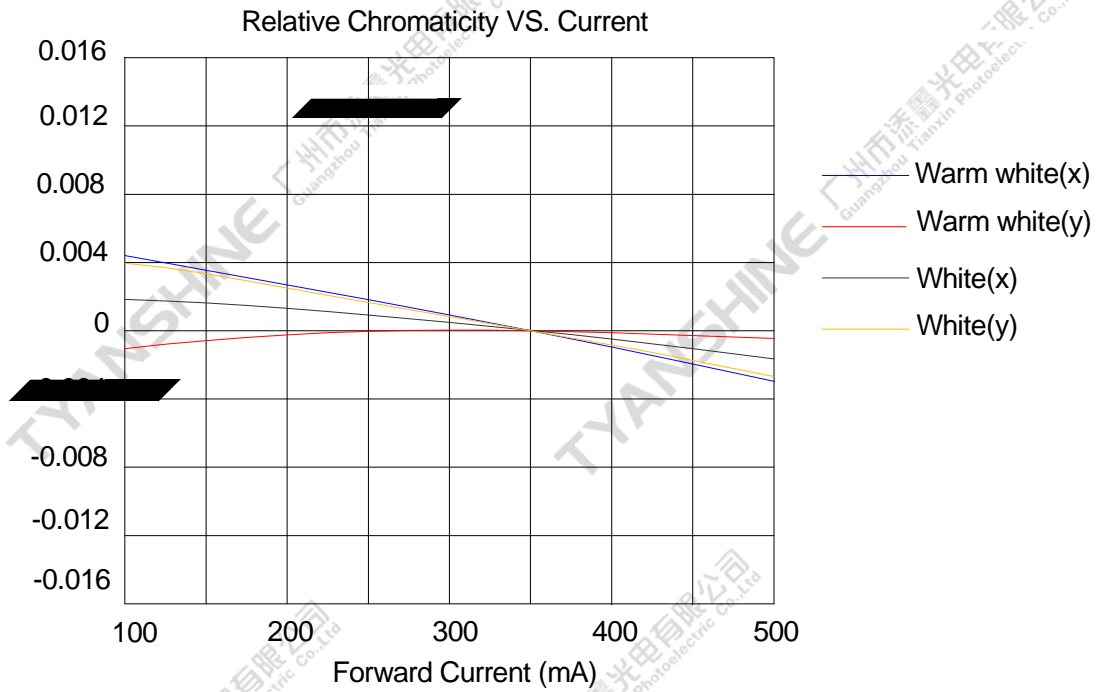


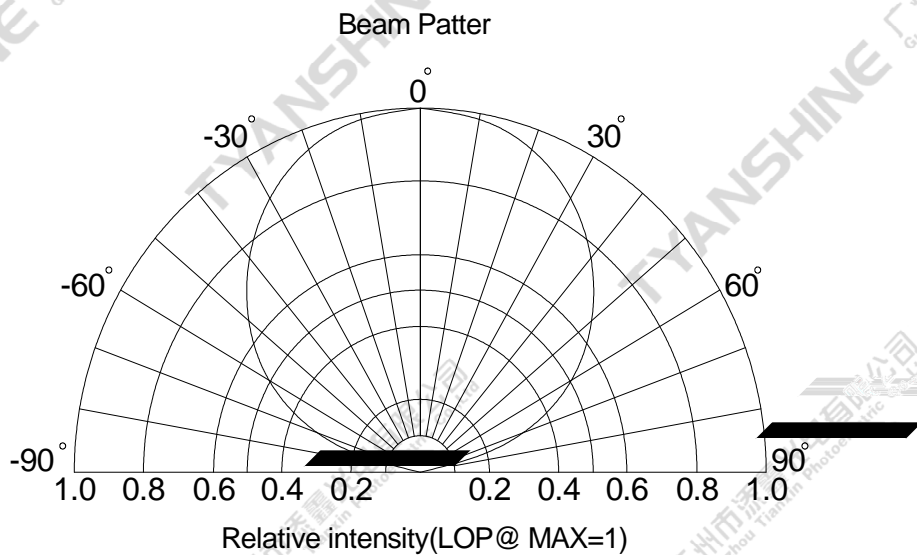
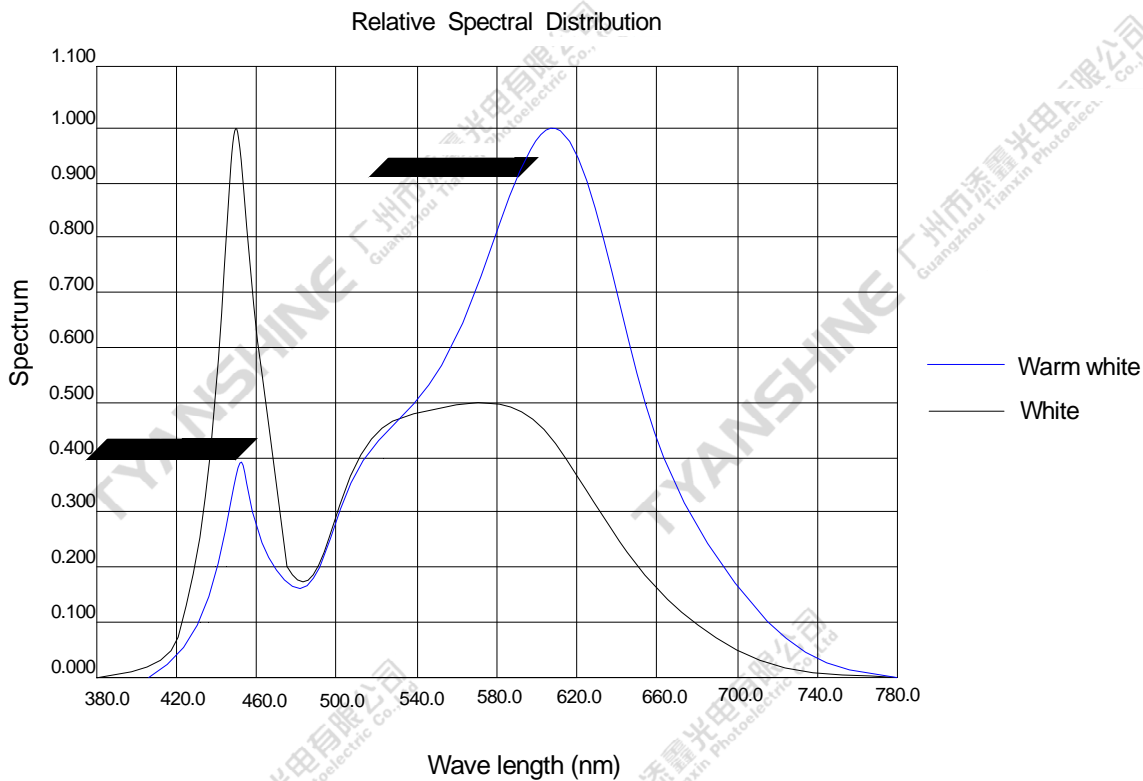
SHINE

TYANSHINE 广州市添鑫光电有限公司
Guangzhou Tianxin Photoelectric Co., Ltd

TYANSHINE 广州市添鑫光电有限公司
Guangzhou Tianxin Photoelectric Co., Ltd

TYANSHINE 广州市添鑫光电有限公司
Guangzhou Tianxin Photoelectric Co., Ltd





Notes:

1. $2\theta_{1/2}$ is the off axis angle from lamp centerline where the luminous intensity is 1/2 of the peak value.
2. View angle tolerance is $\pm 5^\circ$.

Part No.	TX-1512SW11A-2860V36-10H80	Spec No.	WKF-BF0334	Page	8 of 10
----------	----------------------------	----------	------------	------	---------

TYANSHINE 广州市添鑫光电有限公司
Guangzhou Tianxin Photoelectric Co., Ltd.

添鑫光电有限公司
Tianxin Photoelectric Co., Ltd.

