

TX-W3A140-005K

PRODUCT SPECIFICATION

Approved by:

Checked by:

Prepared by:

Part No.	TX-W3A140-005K	Spec No.	WKF-BA3090	Page	1 of 8
-----------------	----------------	-----------------	------------	-------------	--------

TYANSHINE

TYANSHINE

TYANSHINE

TYANSHINE

广州市天信光电有限公司
Guangzhou Tianxin Photoelectric Co., Ltd.

广州市天信光电有限公司
Guangzhou Tianxin Photoelectric Co., Ltd.

Part No.	TX-W340-005K	Spec No.	WKF-BA3090	Page	2 of 8
-----------------	--------------	-----------------	------------	-------------	--------

Version:1.0

Notes:

1. All dimensions are in millimeters (inches).
2. Tolerance is ± 0.25 mm (0.01") unless otherwise noted.

Part NO.	Lens Color	Source Color
TX-W3A140-005K	Water Clear	White

Absolute Maximum Ratings at Ta=25

Parameter	Symbol	MAX.	Unit
LED Junction Temperature	T _j	115	
Power Dissipation	P _D	2520	mW
Peak Forward Current (1/10 Duty Cycle, 0.1ms Pulse Width)	I _{FP}	—	mA
Continuous Forward Current	I _F	700	mA
Reverse Voltage	V _R	5	V
Electrostatic Discharge Threshold (ESD)	ESD	2000	V
Operating Temperature Range	T _{opr}	-30 to +70	
Storage Temperature Range	T _{spr}	-40 to +100	
Lead Soldering Temperature	T _{sol}	Hand Soldering: 350 for 8 sec.	

Notes:

1. Specifications are subject to change without notice.
2. The data on this specification is for reference only and the actual data is in accordance with the acknowledgment.
3. Precautions for ESD:
 STATIC SHIELD Electricity and surge damages the LED. It is recommended to use a wrist band or anti-electrostatic glove when handling the LED. All devices, equipment and machinery must be properly grounded.

Characteristics at $I_f=700mA$, $V_r=5V$ ($T_a=25^\circ C$)

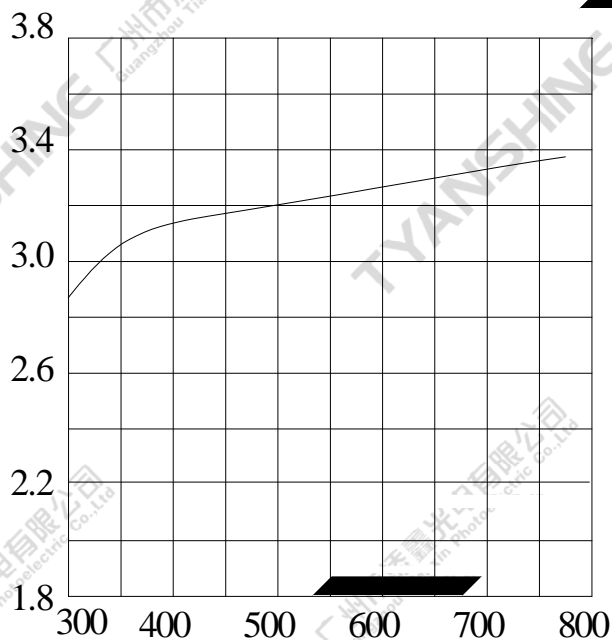
Parameter	Symbol	Values			Units
		Min.	Typ.	Max.	
Luminous Flux	ν	200	240	—	lm
Viewing Angle at 50°	$2\ 1/2$	—	140	—	Deg
Forward Voltage	V_f	3.0	3.3	3.6	V
Correlated Colour Temperature	CCT	5500	6500	7500	K
Reverse Current	I_R	—	—	10	μA
Thermal Resistance Junction to Case	R_{J-C}	—	9.5	—	K/W
Temperature Coefficient of Forward Voltage	$V\ F/T$	—	-2	—	mV/
Color Rendering Index	R_a	—	—	—	—

Notes:

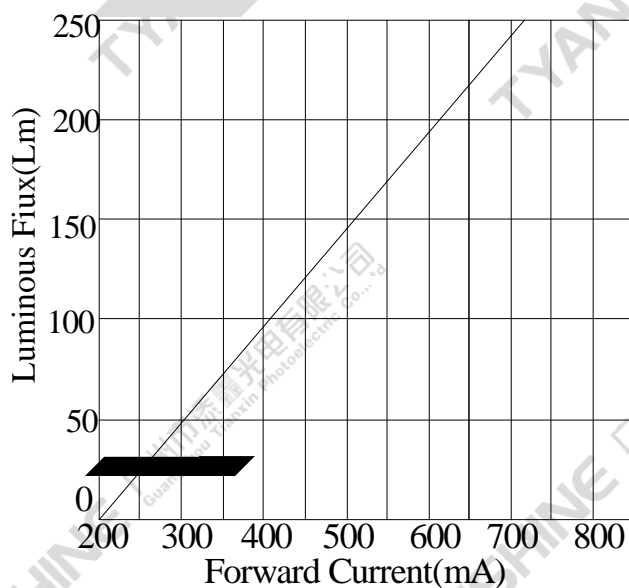
1. Luminous intensity is measured with a light sensor and filter combination that approximates the CIE eye-response curve.
2. $1/2$ is the off-axis angle at which the luminous intensity is half the axial luminous intensity
3. The dominant wavelength (λ_d) is derived from the CIE chromaticity diagram and represents the single wavelength which defines the color of the device.
4. Flux is measured with an accuracy of $\pm 15\%$.
5. Forward voltage is measured with an accuracy of $\pm 0.15V$.
6. CCT selection acc. to CCT groups and an accuracy of $\pm 300K$.

Typical Electrical / Optical Characteristics Curves

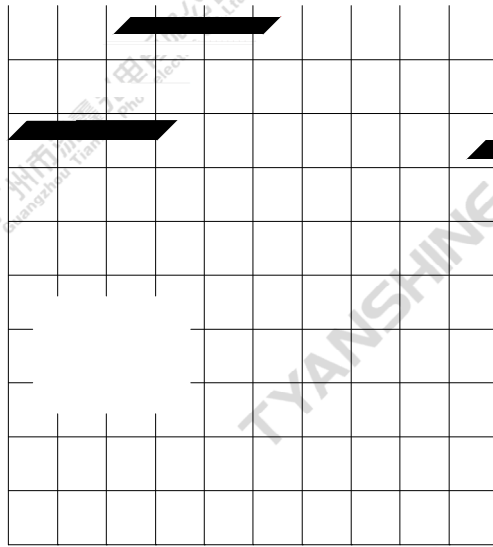
(25 Ambient Temperature Unless Otherwise Noted)



Forward Current VS. Luminous Flux



White



INE 广州 光 有限公司
Guangzhou Photo-Graphic Co., Ltd

